

SECTIONS: KA-KE

NAME: _____

WEEK: 9/23-9/27

TO DO LIST

Reminders

- Please study the weekly learning discoveries as you read the short stories to help aid in exams at the end of the week.
- Homework is turned in every Friday inside the blue folder.
- Students need to know how to read the Sight Words on their own without help.
- Students need to know how to write the spelling words on their own.
- Please print and have ready all the weekly worksheets with the FIRST and LAST name.

Weekly Assessment(s):

- Sight Word Sentence Assessment (students read the sentence aloud)
- Module Assessment (weekly skills)
- Weekly Reading Comprehension Test (based on weekly texts)
- Spelling Test (students write the words on paper on their own)

Monday:

- Complete Monday's Section
- Read Sam story
- Practice HMH Booklet – Practice reading down the list(s) until mastered.

Tuesday:

- Complete Tuesday's Section
- Practice HMH Booklet – Practice reading down the list(s) until mastered.
- Sort words with Short A ws

Wednesday:

- Complete Wednesday's Section WS
- Practice HMH Booklet–Practice reading down the list(s) until mastered.
- Break Words into Syllables WS

Thursday:

- Complete Thursday's Section WS
- Practice HMH booklet– Practice reading down the list(s) until mastered.
- Read At Bat story

WEEKLY LEARNING DISCOVERIES:

Theme

The theme is the message or lesson in a story.

To find the theme, ask

- What did the main character learn?
- What does the author want me to learn?

Common Themes



Characters

the people, animals, or creatures in a story



Setting

where and when a story takes place

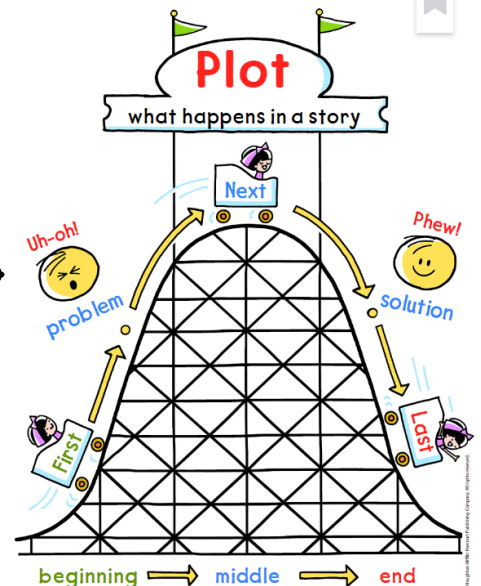


Story Elements

the parts of a story

Plot

what happens in a story




MODULE 2 - WEEK 2

Essential Question:


What makes each of us special?

Weekly Texts :

Reading Comprehension Skill:
Theme



Genre: Fiction
Lexile® Measure: 230L
Guided Reading Level: I



Genre: Informational Text
Lexile® Measure: 190L
Guided Reading Level: H

Reading Comprehension strategy:
Character Traits

Spelling Words:

at, Sam, tap, hat, rat

Phonics:

CvC Words-
(consonant, vowel, consonant)

Writing:
Narrative Writing

Grammar:
Nouns and Verbs Review

Vocabulary:
bother, change, same

HFW & Sight Words:
am, at, go, for, we

At Bat

by Dana Schlein
illustrated by Peter Francis



This book belongs to _____

See Sam at bat.

WORD
WORK



Speed Read

Read these words.

the see go at




Picture Hunt


Which pictures have short a?




Aa



Bam! Go, Sam!



See Tab  the  i



See the  go!



Fold



See the



i

Bam!

Sam

by Dana Schlein
illustrated by Peter Francis



-Fold-

This book belongs to



I am Sam. I am at the .

WORD WORK



Speed Read

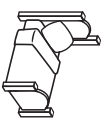
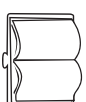
Read these words.

the I to go am



Picture Hunt

Which pictures have short a?




Aa



"Go to , Sam!"






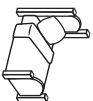
Fold



I go to the mat.



"Go to , Sam!"



I go to the .



Name _____


Sort Words with Short a

You can hear the **short a** sound at the beginning of a word or in the middle of a word.


 Read the words.

bat	at	am	mat
-----	----	----	-----

 Spell each word in the right column.



apple



cat

Name _____

Break Words into Syllables









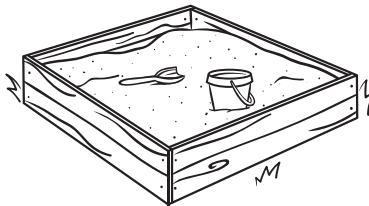

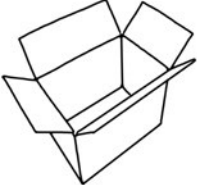
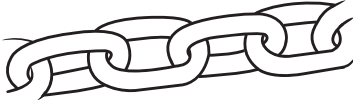

You can clap the parts of a word to break it into syllables.



Name the first picture.



Circle the picture that matches each syllable.

Picture	First Syllable	Last Syllable
		
		
		
		
		

Name: _____

Weekly Language Review - Q1:5

Week of: _____

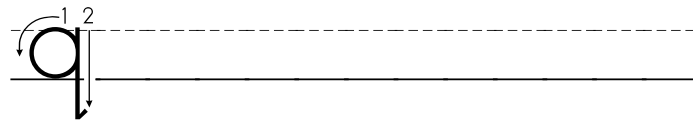
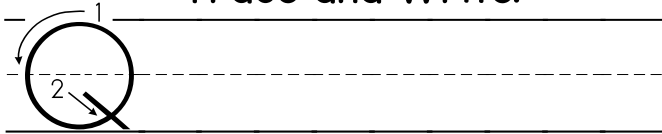
Monday

Read and Check.

☐ with ☐ they

☐ his ☐ I

Trace and Write.



Circle objects starting with Q.



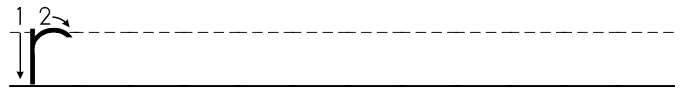
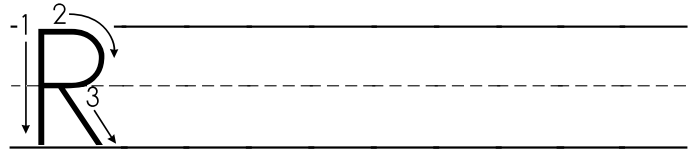
Tuesday

Find and circle this week's words.


he they she his I with

I his me with my they

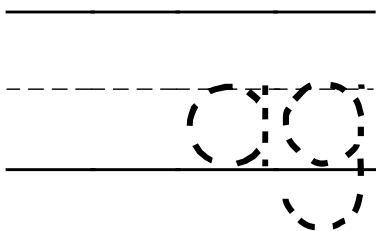
Trace and Write.



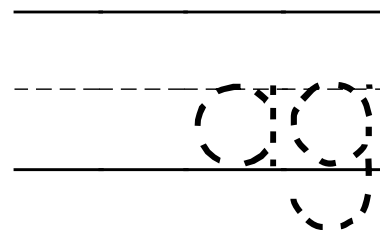
Circle objects starting with R.



Write a word that rhymes with BAG.




Write a word that rhymes with BAG.



How many syllables in CAT?



How many syllables in HIPPO?



Wednesday

Trace and Write.

with


his

Trace and Write.

S

S

Circle objects starting with S.



Circle all the BODY PARTS.



How many syllables in BIRD?



Thursday

Trace and Write.

they

I

Trace and Write.

T

T

Circle objects starting with T.



Circle all the ANIMALS.



How many syllables TABLE?

