



# School to Home Letter

Dear Students and Parents,

Smile, there is none like you!

Students, during the next few days, our math class will be learning how to Compare Numbers Through 8. You can expect to see homework that provides practice in counting, representing and writing six, seven and eight number of objects. The instruction for each activity is written at the bottom of each page. A vocabulary sheet was sent home, please study the words and be familiar with them

Parents, please download, print and staple this packet. Students should do one page of this packet each evening. It should take them 5 days to complete the packet. They should use the boxes below to check off each day the homework is completed. When the packet is complete, they should put it in their green folder and take it to school on Monday September 23, 2024. They will have a test on Friday.

You are welcome to contact: [Kadisha.mills@archimedean.org](mailto:Kadisha.mills@archimedean.org).

Warmly,

Kadisha Mills, Ph.D.

Name: \_\_\_\_\_

Class: \_\_\_\_\_

Monday

Tuesday

Wednesday

Thursday

Friday

Name \_\_\_\_\_

LESSON 4.1

Practice and Homework

Model and Count 6

Go Online

Interactive Examples






_____		and	_____	
_____			_____	
_____			_____	
_____		and	_____	
_____			_____	
_____			_____	
_____		and	_____	
_____			_____	
_____			_____	
_____		and	_____	
_____			_____	

© Houghton Mifflin Harcourt Publishing Company

**DIRECTIONS** 1. Trace the number 6. Use two-color counters to model the different ways to make 6. Color to show the counters below. Write to show some pairs of numbers that make 6.

Name \_\_\_\_\_

LESSON 4.2

Practice and Homework

Count and Represent 6

Go Online

Interactive Examples



6  
six



2



\_\_\_\_\_

-----

\_\_\_\_\_

3



\_\_\_\_\_

-----

\_\_\_\_\_

4

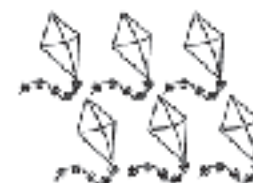


\_\_\_\_\_

-----

\_\_\_\_\_

5



\_\_\_\_\_

-----

\_\_\_\_\_

© Houghton Mifflin Harcourt Publishing Company

**DIRECTIONS** 1. Say the number. Trace the numbers.  
2–5. Count and tell how many. Write the number.

Name \_\_\_\_\_

LESSON 4.3

Practice and Homework

**Model and Count 7**

Go Online

Interactive Examples






_____
_____
_____
_____
_____
_____
_____
_____
_____
_____



and

_____
_____
_____
_____
_____
_____
_____
_____
_____
_____



_____
_____
_____
_____
_____
_____
_____
_____
_____
_____



and

_____
_____
_____
_____
_____
_____
_____
_____
_____
_____



_____
_____
_____
_____
_____
_____
_____
_____
_____
_____



and

_____
_____
_____
_____
_____
_____
_____
_____
_____
_____



_____
_____
_____
_____
_____
_____
_____
_____
_____
_____



and

_____
_____
_____
_____
_____
_____
_____
_____
_____
_____



© Houghton Mifflin Harcourt Publishing Company

**DIRECTIONS** 1. Trace the number 7. Use two color counters to model the different ways to make 7. Color to show the counters below. Write to show some pairs of numbers that make 7.

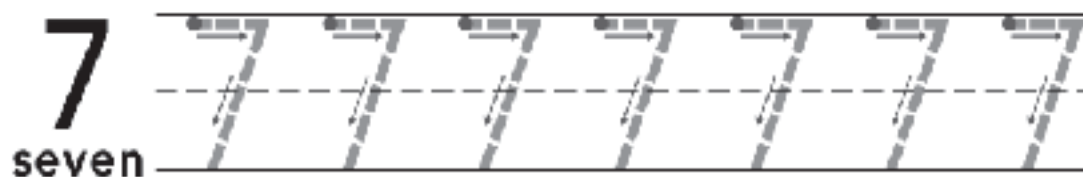
Name \_\_\_\_\_

**LESSON 4.4**  
**Practice and Homework**

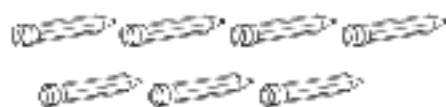
**Count and Represent 7**

Go Online

Interactive Examples



2



\_\_\_\_\_

\_\_\_\_\_

3



\_\_\_\_\_

\_\_\_\_\_

4



\_\_\_\_\_

\_\_\_\_\_

\_\_\_\_\_

5



\_\_\_\_\_

\_\_\_\_\_

© Houghton Mifflin Harcourt Publishing Company

**DIRECTIONS** 1. Say the number. Trace the numbers.  
2–5. Count and tell how many. Write the number.

Name \_\_\_\_\_

LESSON 4.5

Practice and Homework

Model and Count 8

Go Online

Interactive Examples




8  
eight

_____	○	and	_____	○
-----			-----	
=====			=====	
_____	○	and	_____	○
-----			-----	
=====			=====	
_____	○	and	_____	○
-----			-----	
=====			=====	
_____	○	and	_____	○
-----			-----	
=====			=====	

© Houghton Mifflin Harcourt Publishing Company

**DIRECTIONS** 1. Trace the number 8. Use two-color counters to model the different ways to make 8. Color the counters below. Write some pairs of numbers that make 8.