

Mrs. Jazmin's ELA Homework

Week of 09/16 - 09/20

Section: _____

Name: _____



Homework Directions:

- Read for 20 minutes and fill in your Reading Log every day.
- Practice reading and writing the weekly Spelling Words and Sight Words.
- Complete the attached worksheets and turn in this homework packet on Friday.

Reminders:

- Students need to bring iPads fully charged every day.
- Our student's safety is our number one priority, please have your scholar wear their ID badges to school every day.
- Please check your Archimedean folder every night for papers to either leave at home or complete and return to school.

Assessments:

09/17: iReady Diagnostic

09/18: HMH Diagnostic

09/20: Grammar Quiz

Important Dates:

September 17- Open House 6:00-8:00- Parents Only

October 7- Picture Day!



Sections:

1A-1B-1C

HMH Module 1:

Nice to Meet You

Week 2

Essential Question: How can making new friends and learning new things help us?

Reading Skills

Ask and Answer Questions

When?

- Before reading
- During reading
- After reading

Why?

- To get information
- To help you understand the text
- To practice being "aware" and thinking while reading
- To be curious and wonder as you read

How?

Use question words to ASK:
who what where
why when how

Look around in the text and pictures for evidence, or details, to help you ANSWER.

Story Structure

Events are the things that happen in a story. They are told in sequence, or in order. Use details to identify and describe the events.

FIRST
Use first to describe the most important events that happen at the beginning.

NEXT
Use next to describe the most important events that happen in the middle.

LAST
Use last to describe the most important events that happen at the end.

Weekly HMH story:



Spelling Words:

Phonics -
Short a Vowel Teams

- | | |
|--------|----------|
| 1. an | 6. pan |
| 2. bad | 7. am |
| 3. can | 8. at |
| 4. nap | 9. trap |
| 5. cat | 10. lamp |

TOPIC AND CENTRAL IDEA

TOPIC
the person or thing the text is about

CENTRAL IDEA
the most important idea or point about the topic

SUPPORTING EVIDENCE
details, facts, or examples in the text that tell about the central idea

Author's Purpose

Why do authors write?
They have one of these purposes.
It's as easy as PIE to remember...

PERSUADE
The author tries to persuade readers to agree or to do something.

INFORM
The author gives facts and information about a topic.

ENTERTAIN
The author writes for readers to enjoy.

How can you figure out the author's purpose?

FIRST look for clues about the genre.

THEN ask questions about what you read and find answers.

Sight Words:

Practice reading these words each night.

- | | |
|----------|---------|
| 1. a | 5. good |
| 2. he | 6. my |
| 3. first | 7. had |
| 4. I | 8. was |

Vocabulary:

Vocabulary words: search, introduce, ridiculous, calm, happened, accept, trip, partner, wished, last, kinds, and together.

Fluency

Accuracy &
Self-Correction

Writing

Oral Stories

Grammar

Common Nouns:
Places/ Things

Social Studies

Good Citizens

Name: _____

Weekly Reading Log

September 16-20, 024



*Please ✓ one



	Book Title	Author	Read to Self	Read to Parent	Parent's Initials
Monday 20 Minutes	I chose to read:				
Tuesday 20 Minutes	I chose to read:				
Wednesday 20 Minutes	I chose to read:				
Thursday 20 Minutes	I chose to read:				

My favorite book this week was _____.

I liked this book because _____.

Name: _____

person, place or Thing



Person

Place

Thing



Person

Place

Thing



Person

Place

Thing



Person

Place


Thing



Person

Place

Thing



Person

Place

Thing



Person

Place

Thing



Person

Place

Thing

I CAN BE A GOOD FRIEND

Good Friend



Not a Good Friend

